


DCA09FR008  
Lake Buena Vista, Florida  
July 5, 2009



Base Station  
Pre-Opening Platform Inspection

## Pre-Opening Checklist

### Monorail Platform Operator

Day: SU M T W TH F **(SA)** Date: July 4 2009

**NOTE:** Contact the Monorail One Guest Service Manager immediately if any item marked with an asterisk (\*) is not acceptable. If necessary ask Monorail Central for assistance in contacting Monorail One or another Monorail Guest Service Manager.

Item #	Monorail Base Station Opener One	
1.1*	Verify the entrances, queue area, chains, exits, ramps, and railings at the station are in good condition, and are free of obstructions and debris.	<input checked="" type="checkbox"/>
1.1.1	Wipe down the gates and railings.	<input checked="" type="checkbox"/>
1.2	Verify the pavement around the station is in good condition.	<input checked="" type="checkbox"/>
1.3	Verify the instructional signage at the entrance, wayside and exit is in place, and that the script and symbols are legible.	<input checked="" type="checkbox"/>
1.4*	Verify the Express and Resort beams, including visible trough areas, are clear of obstructions and debris.	<input checked="" type="checkbox"/>
1.5	Verify all Emergency Release handles are closed if a Monorail Train(s) parked in the station.	<input checked="" type="checkbox"/>
1.6*	Verify the fire extinguisher at the console is not blocked, is fully charged, and that the pins and seals are in place.	<input checked="" type="checkbox"/>
1.7	Verify the following communication system is in place and operating properly:	
1.7.1*	Test the Public Address (P.A.) System to verify that it is operational and can be understood in the appropriate areas of the station.	<input checked="" type="checkbox"/>
1.7.2*	Test the handheld radio device by establishing two-way communication and request a call back.	<input checked="" type="checkbox"/>
1.7.3*	Test the Park phones by calling another Park phone, establishing two-way communication and request a call back.	<input checked="" type="checkbox"/>
1.8	Contact Monorail Shop to notify him the station is ready for power.	<input checked="" type="checkbox"/>
1.9	Make an announcement over the P.A. that you will be powering up the station.	<input checked="" type="checkbox"/>
1.10*	Initiate power.	<input checked="" type="checkbox"/>
1.11*	Test the following device: Handpack Unit(s).	<input checked="" type="checkbox"/>
1.12	Verify the following communication system is in place and operating properly:	
1.12.1*	Test the console (base) radio device by establishing two-way communication to verify that it is operating properly and set to the proper frequency.	<input checked="" type="checkbox"/>


Monorail Platform Operator Pre-Opening Checklist

Item #	Monorail Base Station Opener One	
<b>Resort Beam Load Side Platform</b>		
1.13	Verify the solid yellow control lines are present and in good condition.	
1.14	Verify all gates are free of obstructions and debris, move freely and remain in position when unattended.	<input checked="" type="checkbox"/>
<b>Express Load Platform</b>		
1.15	Verify the solid yellow control lines are present and in good condition.	
1.16	Verify all chains are up in the queue area, are in good condition, neatly attached, and are ready for Guests.	<input checked="" type="checkbox"/>
1.17	Verify all entrance gates are free of obstructions and debris close when unattended.	<input checked="" type="checkbox"/>
1.18	Verify the Operator gates are free of obstructions and debris, swing freely, and close when unattended.	<input checked="" type="checkbox"/>
1.19	Enable the station gates.	<input checked="" type="checkbox"/>
1.20*	Verify the station gates are operating properly by opening the gates all the way.	<input checked="" type="checkbox"/>
1.21	Test the following devices and safety devices:	
1.21.1	Gate Stop button on the OCC near Cab Six	<input checked="" type="checkbox"/>
1.21.2*	Station Gate Manual Override button	<input checked="" type="checkbox"/>
1.21.3	Gate Stop button on the OCC near Cab One	<input checked="" type="checkbox"/>
1.21.4	Emergency Stop button on the OCC by Cab One	<input checked="" type="checkbox"/>
1.21.5	Gate Stop button on the Station Console	<input checked="" type="checkbox"/>
1.21.6	Emergency Stop button on the OCC by Cab Six	<input checked="" type="checkbox"/>
1.22*	Verify the operation of the station gates does not result in any unresolved error messages.	<input checked="" type="checkbox"/>
1.23	Verify the Status Indicator System (SIS) lights are operating properly.	<input checked="" type="checkbox"/>

Monorail Platform Operator Pre-Opening Checklist

Item #	Monorail Base Station Opener One	
<b>General Procedures</b>		
1.24*	Verify all lighting at the station is visible and illuminated when possible.	<input checked="" type="checkbox"/>
1.25	Verify the trashcans are in good condition and are not full.	<input checked="" type="checkbox"/>
1.26	Verify the appropriate number of wheelchair ramps are present and in good condition.	<input checked="" type="checkbox"/>
1.27	Notify the appropriate person when the station is 10-8 and ready for Guests.	<input checked="" type="checkbox"/> <i>MSR</i>
1.28*	Complete the appropriate Morning MAPO checks.	<input checked="" type="checkbox"/> <i>MSR</i>
1.29	Complete the Pre-Opening Monorail Train checks.	<input checked="" type="checkbox"/> <i>MSR</i>

**Monorail Base Station Opener One**

Name (print): *Evelyn Fox* 

Name (signature): \_\_\_\_\_ 

**Monorail Guest Service Manager**

Name (print): *Michael Sturgen*

Name (signature): \_\_\_\_\_ 




# 7/4 Station Worksheet

Date 109

Circle the appropriate Station below:

- |  |                                 |
|--|---------------------------------|
| <b>Monorail Base</b>                   | <b>Monorail Polynesian</b>      |
| <b>Monorail MAGIC KINGDOM® Station</b> | <b>Monorail Grand Floridian</b> |
| <b>Monorail Concourse</b>              | <b>Monorail Contemporary</b>    |
| <b>Monorail Epcot®</b>                 |                                 |

**Instructions:** While completing the Pre-Opening Checklist record items that need attention. Record the item number that corresponds to the line item on the Pre-Opening Checklist. Record detailed information on the condition of the item.

Item Number	Issue Detail	Contact
1.28	} Unable to do - was placed in a train to EPCOT	
1.27		
1.29		

## Pre-Opening Checklist

### Monorail Platform Operator

Day: SU M T W TH **F SA** Date: July 4 2009

**NOTE:** Contact the Monorail One Guest Service Manager immediately if any item marked with an asterisk (\*) is not acceptable. If necessary ask Monorail Central for assistance in contacting Monorail One or another Monorail Guest Service Manager.

Item #	Monorail Base Station Opener Two	
<b>Resort Beam Unload Ramp and Platform</b>		
2.1*	Verify the entrances, queue area, exits, ramps and fencing at the station are in good condition, and are free of obstructions and debris.	<input checked="" type="checkbox"/>
2.1.1	Wipe down the gates and railings.	<input checked="" type="checkbox"/>
2.2	Verify the pavement around the station is in good condition.	<input checked="" type="checkbox"/>
2.3*	Verify all lighting at the station is visible and illuminated when possible.	<input checked="" type="checkbox"/>
2.4	Verify the trashcans are in good condition and are not full.	<input checked="" type="checkbox"/>
2.5	Verify the instructional signage at the entrance, wayside, and exit is in place, and that the script and symbols are legible.	<input checked="" type="checkbox"/>
2.6	Verify the solid yellow control lines are present and in good condition.	<input checked="" type="checkbox"/>
2.7*	Verify the fire extinguisher at the center of the Resort Beam Unload ramp is not blocked and that the pin and seal are in place.	<input checked="" type="checkbox"/>
2.8	Verify the appropriate number of wheelchair ramps are present and in good condition.	<input checked="" type="checkbox"/>
2.9	Verify all chains are up in the queue area on the Resort Beam Unload platform/ramp, are in good condition, neatly attached, and are ready for Guests.	<input checked="" type="checkbox"/>
2.10	Verify all Emergency Release handles are closed if a train(s) parked in the station.	<input checked="" type="checkbox"/>

Item #	Monorail Base Station Opener Two	
<b>Ramp to Concourse Monorail Station, Express Beam Unload Platform and Ramp</b>		
2.11*	Verify the entrances, queue area, exits, ramps and fencing at the station are in good condition, and are free of obstructions and debris.	<input checked="" type="checkbox"/>
2.11.1	Wipe down the gates and railings.	<input checked="" type="checkbox"/>
2.12	Verify the pavement around the station is in good condition.	<input checked="" type="checkbox"/>
2.13*	Verify all lighting at the station is visible and illuminated when possible.	<input checked="" type="checkbox"/>
2.14	Verify the trashcans are in good condition and are not full.	<input checked="" type="checkbox"/>
2.15	Verify the solid yellow control lines are present and in good condition.	<input checked="" type="checkbox"/>
2.16	Verify the appropriate number of wheelchair ramps are present and in good condition.	<input checked="" type="checkbox"/>
2.17	Verify all Emergency Release handles are closed if a train(s) parked in the station.	<input checked="" type="checkbox"/>
2.18*	Verify the auxiliary gates are free of obstructions and debris, swing freely, and close when unattended.	<input checked="" type="checkbox"/>
2.19	Verify the Operator gates are free of obstructions and debris, swing freely, and close when unattended.	<input checked="" type="checkbox"/>
2.20	Enable the station gates.	<input checked="" type="checkbox"/>
2.21*	Verify the station gates are operating properly by opening the gates all the way.	<input checked="" type="checkbox"/>
2.22	Test the following devices and safety devices:	
2.22.1	Gate Stop button on the OCC near Cab Six.	<input checked="" type="checkbox"/>
2.22.2*	Station Gate Manual Override buttons.	<input checked="" type="checkbox"/>
2.22.3	Gate Stop button on the OCC near Cab One.	<input checked="" type="checkbox"/>
2.22.4	Emergency Stop button on the OCC by Cab One.	<input checked="" type="checkbox"/>
2.22.5	Emergency Stop button on the OCC by Cab Six.	<input checked="" type="checkbox"/>
2.23	Verify the automatic opening gate function is operating properly.	<input checked="" type="checkbox"/>

Monorail Platform Operator Pre-Opening Checklist

Item #	Monorail Base Station Opener Two	
2.24*	Verify the operation of the station gates does not result in any unresolved error messages.	<input checked="" type="checkbox"/>
2.25*	Verify the fire extinguisher at the center of the Express Beam Unload ramp is not blocked and that the pin and seal are in place.	<input checked="" type="checkbox"/>
2.26	Verify the instructional signage at the entrance, wayside, and exit is in place, and that the script and symbols are legible.	<input checked="" type="checkbox"/>
2.27	Assist with completing the Pre-Opening Monorail Train checks for the Resort Monorails.	<input checked="" type="checkbox"/>

**Monorail Base Station Opener Two**

Name (print): EVERETT

Name (signature): \_\_\_\_\_

**Monorail Guest Service Manager**

Name (print): MICHAEL STUTZ

Name (signature): \_\_\_\_\_



# Station Worksheet

Date 7/4/09

Circle the appropriate Station below:

Monorail Base

Monorail MAGIC KINGDOM® Station

Monorail Concourse

Monorail Epcot®

Monorail Polynesian

Monorail Grand Floridian

Monorail Contemporary

**Instructions:** While completing the Pre-Opening Checklist record items that need attention. Record the item number that corresponds to the line item on the Pre-Opening Checklist. Record detailed information on the condition of the item.

Item Number	Issue Detail	Contact